
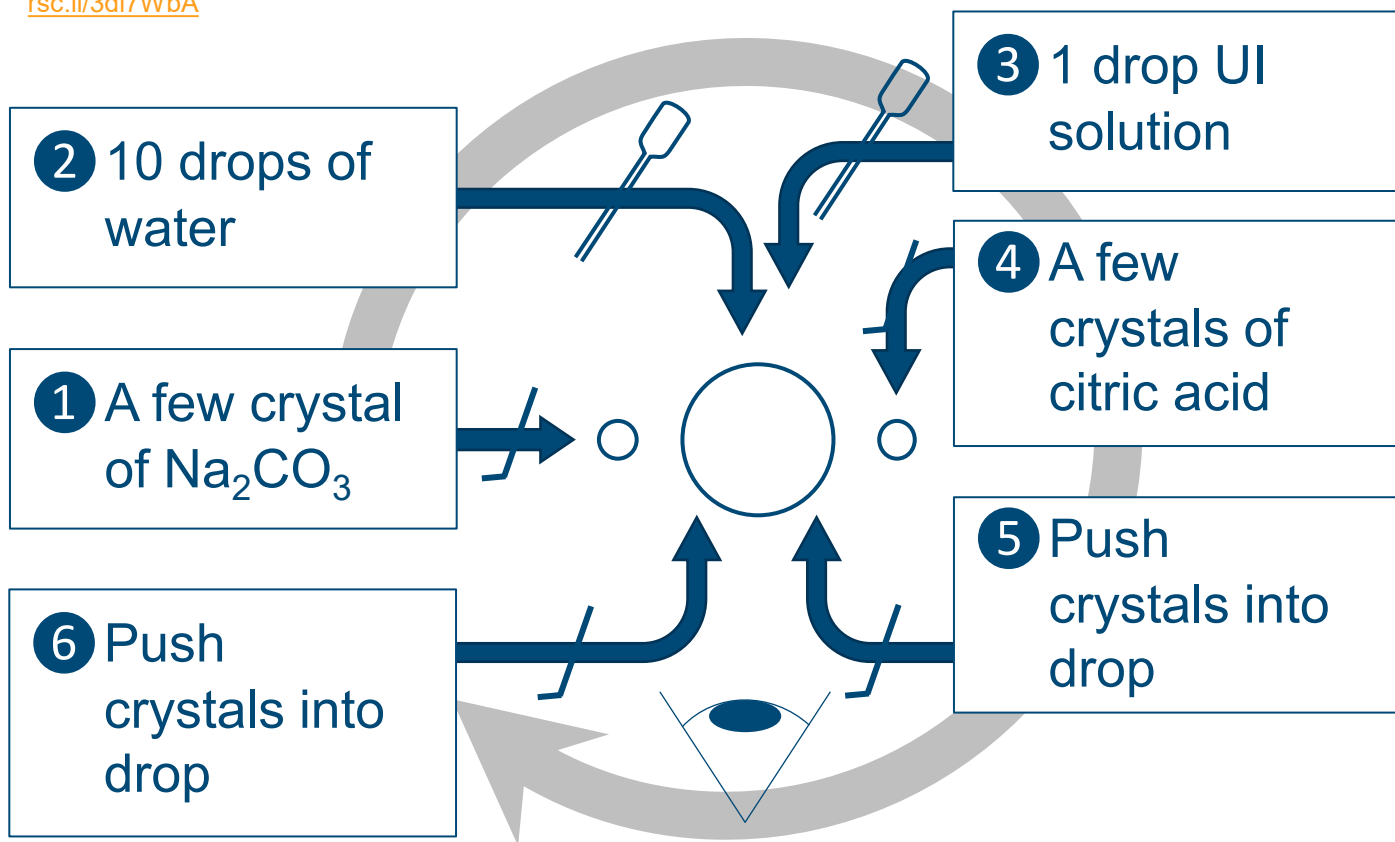


Teaching observational skills in chemistry: Formation of a precipitate

1. Add a few crystals of potassium iodide to the left-hand small circle.
2. Add a few crystals of lead(II) nitrate(V) to the right-hand small circle.
3. Add 10 drops of water into the large central circle.
4. Carefully push the crystals into the edges of the drop of water.
5. Observe the dissolution of the crystals and the formation of lead iodide.




Ensure a suitable risk assessment has been carried out before completing this activity.



Teaching observational skills in chemistry: Neutralisation

1. Add a few crystals of anhydrous sodium carbonate to the left-hand small circle.
2. Add a few crystals of citric acid to the right-hand small circle.
3. Add 10 drops of water into the large central circle.
4. Add 1 drop of universal indicator solution to the central drop of water.
5. Carefully push the crystals into the edges of the drop of water.
6. Observe the dissolution of the crystals, the change in colour of the indicator, and the formation of carbon dioxide bubbles.



Ensure a suitable risk assessment has been carried out before completing this activity.