RSC Practical videos (16–18)
Rates of reaction – initial rate method: the iodine clock
Available from rsc.li/3BMJQR2

1 20 cm^3 $KI/Na_2S_2O_3$ solution ❑ ❑ ❑ ❑ ❑

2 2 cm^3 starch ❑ ❑ ❑ ❑ ❑

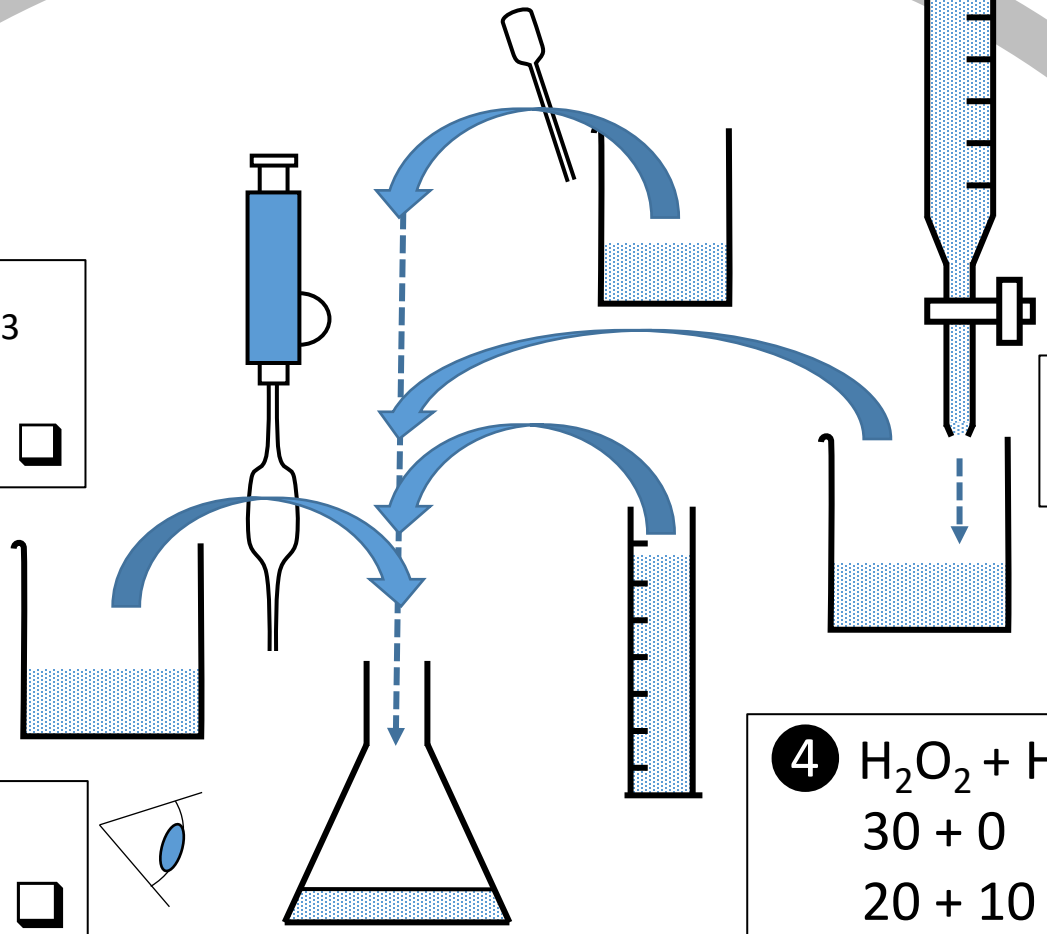

3 10 cm^3 H_2SO_4 ❑ ❑ ❑ ❑ ❑

4 $H_2O_2 + H_2O$ (cm^3)

30 + 0	❑	25 + 5	❑
20 + 10	❑	15 + 15	❑
10 + 20	❑		

5 Colour change ❑ ❑ ❑ ❑ ❑

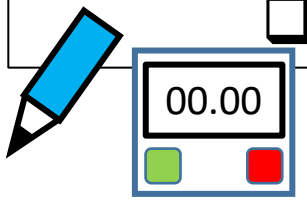

RSC Practical videos (16–18)
Rates of reaction – continuous monitoring method: volume of gas
Available from rsc.li/3BMJQR2

1. 20 cm^3 HCl ❑ ❑ ❑ ❑ ❑

2. Set and record temperature ❑ ❑ ❑ ❑ ❑

3. 0.09 g Mg and bung ❑ ❑ ❑ ❑ ❑

4. Record initial gas volume ❑ ❑ ❑ ❑ ❑

5. Start reaction and timer together ❑ ❑ ❑ ❑ ❑
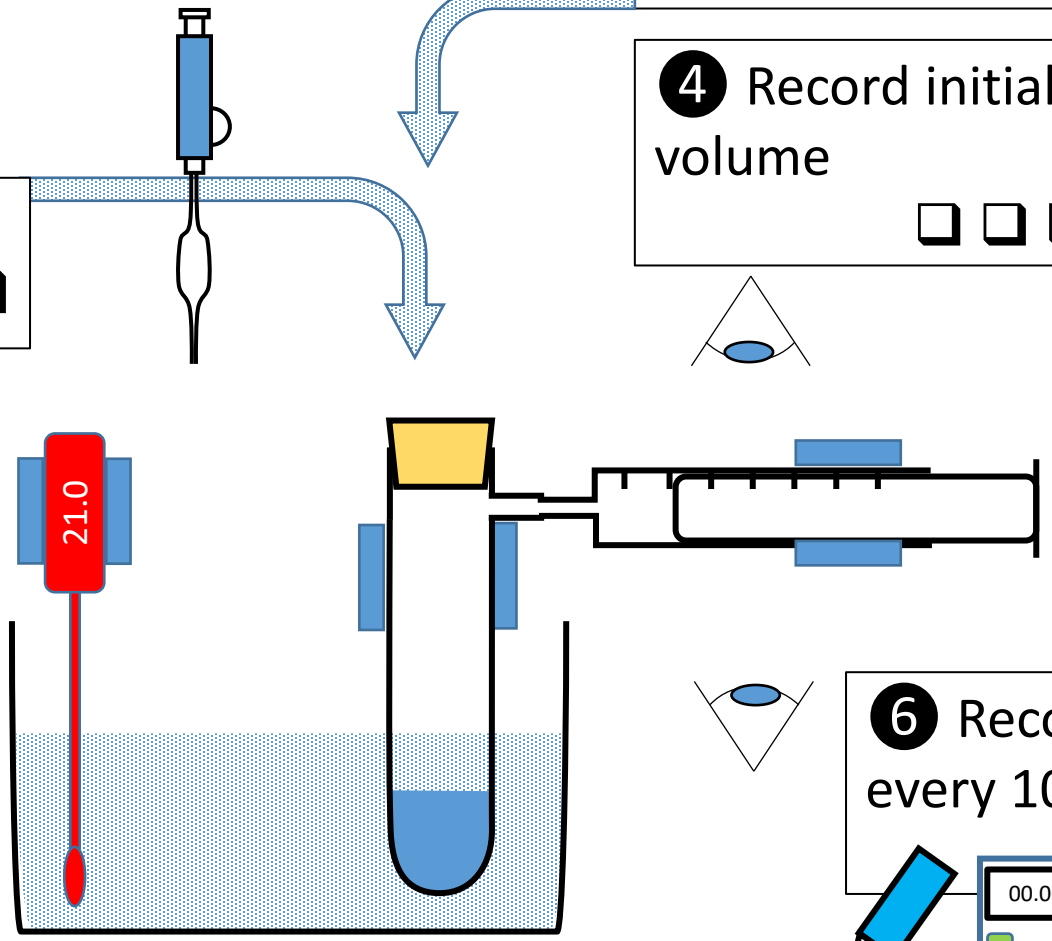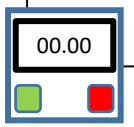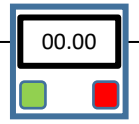
6. Record volume every 10 s ❑ ❑ ❑ ❑ ❑