



Atoms and ions: knowledge check

Metal ions

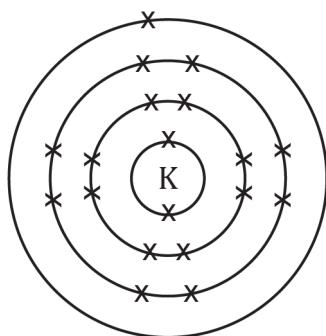
1.1 Complete the sentences by filling the gaps to describe how a metal atom forms an ion.

When a metal atom forms an ion it obtains a _____ outer shell of electrons. Metals _____ electrons in the outer shell. This makes an ion with a _____ charge.

1.2 Using a periodic table, complete the following table to describe metal ions.

Element	Group	No. of electrons in outer shell	No. of electrons removed to give a full outer shell	Ion charge
K	1	1	1	+1
Mg				
Al				
Na				

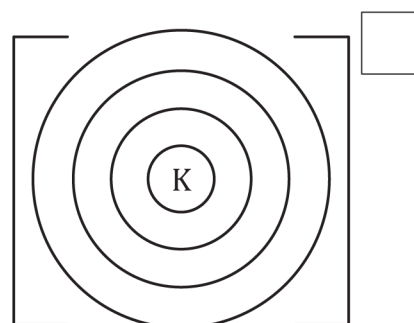
1.3 Complete the diagram to show how a potassium atom becomes a potassium ion. Use a cross (x) to show the electrons



Electronic configuration

2,8,8,1

potassium atom



_____, _____, _____
potassium ion

1.4 Complete the sentences to explain why a metal ion becomes positive when it loses electrons.

When a metal atom becomes an ion it loses electrons. The number of _____ in the nucleus stays the same. This means that the total number of protons is _____ than the total number of electrons. The charge on a proton is _____ so the ion has an overall positive charge.



Non-Metal Ions

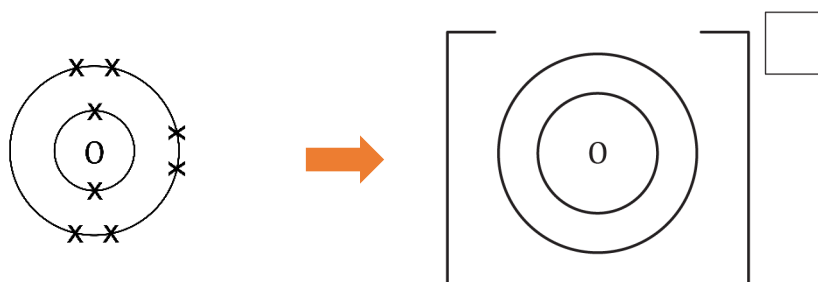
1.5 Complete the sentences by filling the gaps to describe how a non-metal atom forms an ion.

When a non-metal atom has formed an ion, it has a _____ outer shell of electrons. Non-metals _____ electrons in the outer shell. This makes an ion with a _____ charge.

1.6 Complete the table to describe non-metal ions. The first one is done for you.

Element	Group	No. of electrons in outer shell	No. of electrons added to give a full outer shell	Ion charge
O	6	6	2	-2
Cl				
N				

1.7 Complete the diagram to show how oxygen becomes an **oxide** ion. Show the original electrons with x and any added electrons with o.



Electronic configuration

2,6
oxygen atom

____, ____
oxide ion

1.8 Complete the sentences to explain why a non-metal ion becomes negative when it gains electrons. Refer to sub-atomic particles in your answer.

When a non-metal atom becomes an ion it gains electrons. The number of _____ in the nucleus stays the same. This means that the total number of protons is _____ than the total number of electrons. The charge on an electron is _____ so the ion has an overall negative charge.



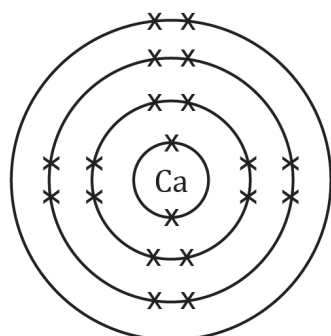
Atoms and ions: test myself

- 2.1 Identify which group the following elements are in by using a periodic table. Work out if **electrons** are **lost** or **gained** and **what charge** ion is made when the atom forms an ion. The top row has been filled in for you.

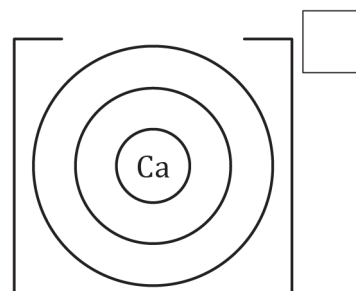
Name of element	Group	Number of electrons in the outer shell	Lose or gain electrons, and how many?	Charge on ion
Calcium	1	1	Lose 1	+1
Fluorine				
Aluminium				
Lithium				
Sulfur				

- 2.2 Use the information from the table above to complete the electrons and add the charge for the following ions:

(a)

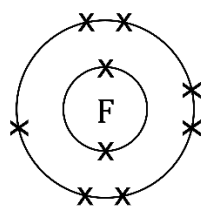


calcium atom

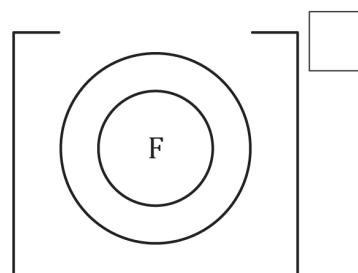


calcium ion

(b)

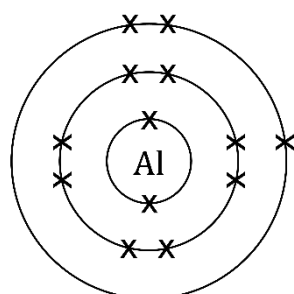


fluorine atom

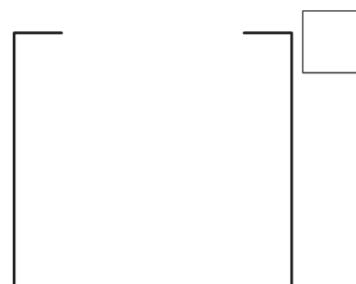


fluoride ion

(c)



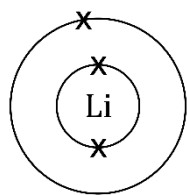
aluminium atom



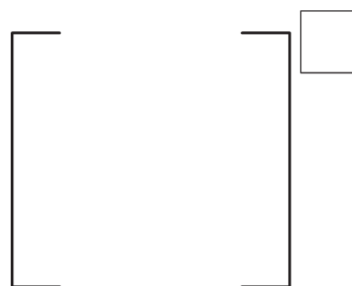
aluminium ion



(d)

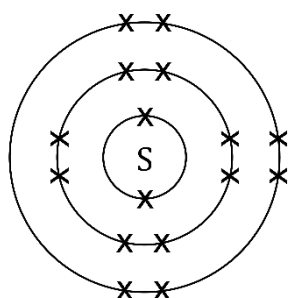


lithium atom



lithium ion

(e)



sulfur atom



sulfide ion

2.3 Use the periodic table, and the group number of that the atom is found in, to give the symbol of these ions showing their charge. The first row is completed for you.

Name of ion	Group number	Charge of ion	Symbol
Calcium ion	2	+2	Ca ²⁺
Chloride ion			
Sodium ion			
Aluminium ion			
Oxide ion			



Atoms and ions: feeling confident?

3.1 When a metal atom makes an ion the atom and ion both use the name of the element. When a non-metal atom makes an ion the ending of the element name is changed.

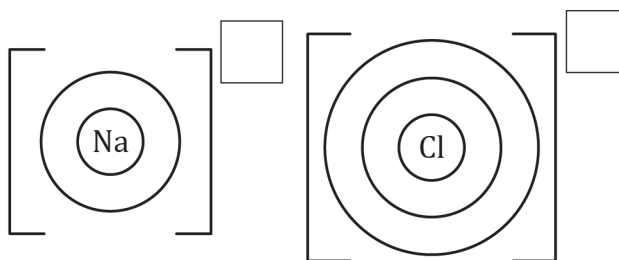
(a) What does the non-metal ion name end with?

(b) Complete the table below to name the metal and non-metal ions:

Name of atom	Metal or non-metal?	Name of ion
Nitrogen		
Lithium		
Sulfur		
Aluminium		
Chlorine		

3.2 An ionic compound is made up from positive metal ions attracted to negative non-metal ions to form an ionic bond. The charges on each ion cancel out to give a neutral compound.

(a) Complete the electrons and charge to show sodium chloride. Draw the electrons on the outer shell of the metal as dots and non-metal as crosses to show a dot and cross diagram.



(b) When you draw the ions side by side like this, they represent the compound sodium chloride. Is sodium chloride neutral or charged? Explain.



- 3.3** If you know what group an atom is in (using groups 1, 2, 3, 5, 6, 7) then you can predict the charge of the ion. Complete the table by using a periodic table. The first row is done for you.

Name of atom	Symbol of atom	Group number of atom	Symbol and charge of ion
Rubidium	Rb	1	Rb ⁺
Selenium			
Gallium			
Iodine			
Strontium			



Atoms and ions: what do I understand?

Think about your answers and confidence level for each mini-topic. Decide whether you understand it well, are unsure or need more help. Tick the appropriate column.

Mini-topic	I understand this well	I think I understand this	I need more help
I can describe how a metal atom and a non-metal atom form ions.			
I can use the periodic table to determine how many electrons are in the outer shell of an element.			
I can use the group number to work out how many electrons need to be added or removed to give a full outer shell.			
I can work out the charges for metal and non-metal ions of the elements in groups 1, 2, 3, 5, 6 and 7.			
I can draw ions that have electrons in shells with brackets and charges.			
I can write the electron configuration of an atom and an ion.			
I can explain why an ion is positive or negative, referring to sub-atomic particles.			
Feeling confident? topics	I understand this well	I think I understand this	I need more help
I can name metal and non-metal ions.			
I can draw a dot and cross diagram for a simple ionic compound.			
I can apply my knowledge of the relationship between group number and charge to unfamiliar ions.			